

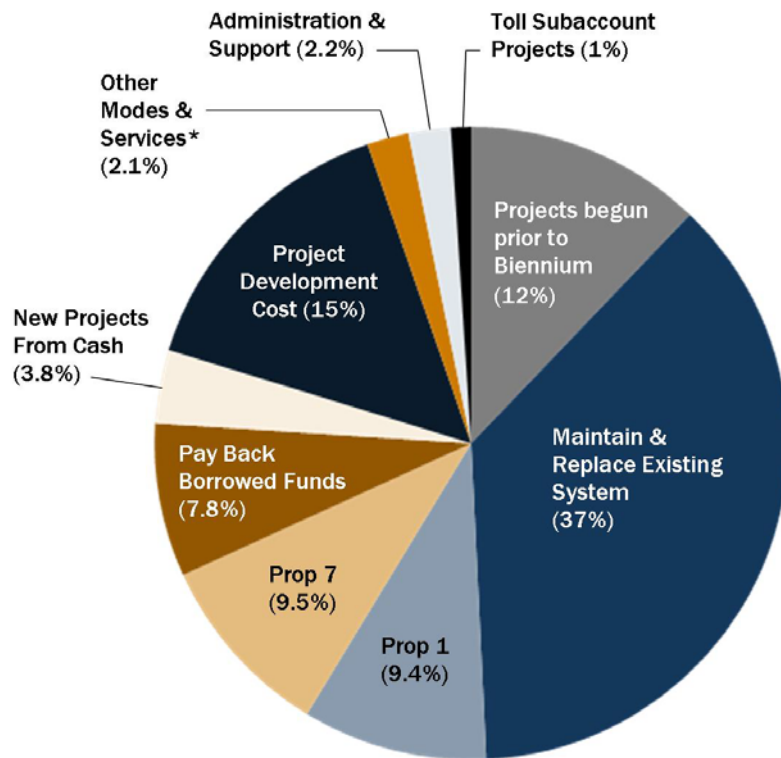


85th Legislature: Impact on Funding and UTP

Brian Ragland, Chief Financial Officer

Peter Smith, Director, Transportation Planning and Programming Division

FY 2018-2019 Use of Funds



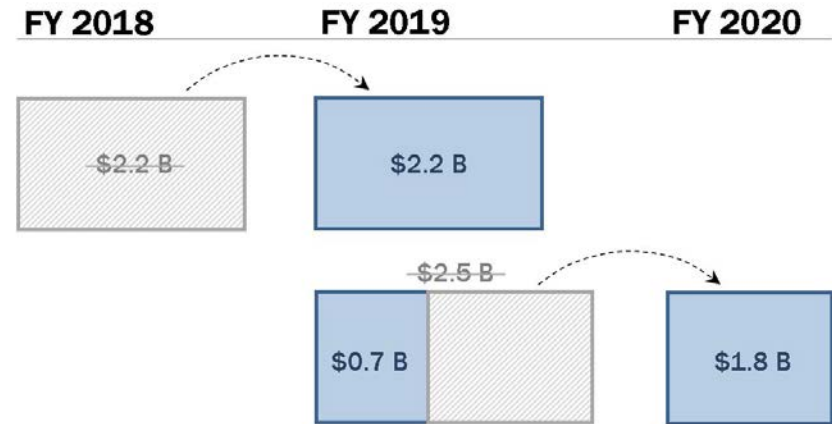
Projects begun prior to Biennium	\$3.2 B
Maintain & Replace Existing System	\$9.9 B
Proposition 1	\$2.5 B
Proposition 7	\$2.5 B
Pay Back Borrowed Funds	\$2.1 B
New Projects from Cash	\$1.0 B
Project Development Cost	\$4.0 B
Other Modes & Services*	\$0.6 B
Administration & Support	\$0.6 B
Toll Subaccount Projects	\$0.3 B
Total	\$26.5 B

*Other Modes & Services includes Aviation, Public Transportation, Traffic Safety, Travel Information, and Rail.

Totals and percentages may not sum due to rounding.

Proposition 7 Funding

- 85th Legislature delayed full FY 2018 deposit of \$2.2 billion in Prop 7 funds to the first month of FY 2019.
- In addition, legislature appropriated \$700 million of anticipated \$2.5 billion FY 2019 funds in FY 2019. Remainder is expected to be appropriated in FY 2020.
- Of the total of \$4.7 Prop 7 for biennium, \$2.9 billion is appropriated in FY 2019. There is no appropriation of Proposition 7 funds in FY 2018.



Monthly Cash Forecast (Base)

- Agency cash and funds management
- Legislative Appropriations Request (LAR) and Operating Budget development
- Twenty-four month letting target development
- Assists with biennial development of the STIP Financial Summary
- Provides base letting assumptions for up to ten years

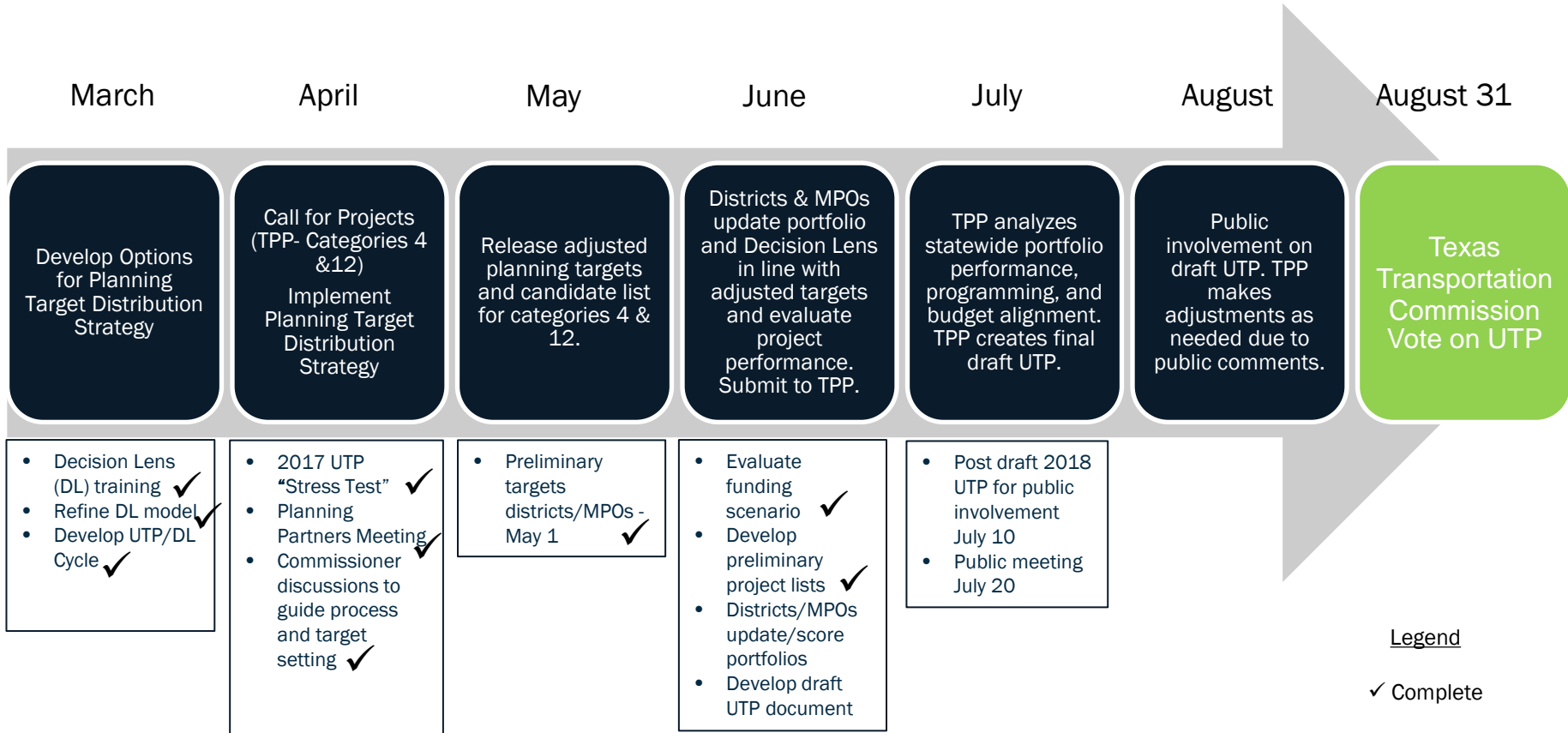
Annual UTP Planning Scenario

- Incorporates the base cash forecast assumptions plus potential future funding sources
- Provides planning levels for the ten year UTP

Prop 12 Debt Service to be Paid from Prop 7 Source

- 85th Legislature directed Prop 7 as payment source for debt service on general obligation bonds (Prop 12). Total is \$613 million for biennium
- Due to revenue timing, FY 2018 debt service will initially be paid by GR
- Prop 7 FY 2019 revenue will repay GR and begin covering annual debt service payments

Timeline for August 2018 Unified Transportation Program (UTP)



Legend

✓ Complete

Summary of March 2017 UTP Funding Authorizations

Funding Category	2017 UTP (\$ Millions)	March 2017 Authorizations (\$ Millions)	Funds Committed to Programs (\$ Millions)	Remaining Uncommitted Balance to be Allocated in Future UTP Updates (\$ Millions)
Category 1 _ Maintenance & Rehabilitation	13,782		13,782	
Category 2 - Metropolitan & Urban Corridor Projects	12,536		12,536	
Category 3 - Non-Traditional Funding	4,572		4,572	
Category 4 - Connectivity - Rural	6,635	2,700		3,500
Category 4 - Connectivity - Congestion	4,996	2,600	2,400	
Category 5 - Congestion Mitigation/Air	2,169		2,169	
Category 6 - Bridge Programs	3,223		3,223	
Category 7 - Metropolitan Mobility	4,241		4,241	
Category 8 - Safety Programs	3,178		3,178	
Category 9 - Transportation Alternatives Program	500		500	
Category 10 - Special Federal Programs	557		557	
Category 11 - Discretionary	1,900		1,900	
Category 11 - Energy Sector	2,079		2,079	
Category 12- Strategic Priority Projects	4,827	1,100		3,000
Category 12 - Congestion Relief	5,000	2,500	2,500	
Totals	70,195	8,900	53,637	6,500

Dual Timeline: 2018 UTP and 2019 UTP

	Jun 2017	Jul 2017	Aug 2017	Sept 2017	Oct 2017	Nov - Dec 2017	Jan 2018	Feb 2018	Mar - May 2018	Jun 2018	Jul 2018	Aug 2018
2018 UTP	Brief commissioners on debt reduction planning scenario and estimated impact	Staff completes statewide portfolio performance, and programs the 2018 UTP. Public meeting.	Staff address public comments					Potential 2018 UTP Update				
	Commission briefing on 2018 funding scenario	Commission presentation on the 2018 UTP	Commission consider adopting 2018 UTP				Commission discussion on updating 2018 UTP based upon new distribution strategies	Potential Commission action on UTP update				
2019 UTP			Freight Advisory Committee complete freight corridors recommendations	Evaluate distribution strategies. Evaluate performance targets.	Complete planning target impacts on current portfolio. Evaluate connectivity network	Project calls	Preliminary planning targets to districts/MPOs	Districts/MPOs update portfolios and run DL	Staff completes statewide portfolio performance	Staff programs the 2019 UTP. Public meeting.	Staff address public comments	
				Commission Briefing on 10-year performance targets	Complete Commission discussions to guide planning process and target setting		Commission briefing 2019 planning targets			Commission presentation on the 2019 UTP	Commission consider adopting 2019 UTP	

Next steps for the 2018 UTP...

- Work with districts to refine project lists
- Continue work on text and layout for draft UTP document
- July Commission Meeting briefing on August 2018 UTP